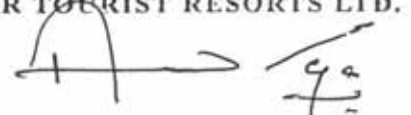




Statement Showing Shareholding Pattern								
Category code	Category of Shareholder	Number of Shareholders	Table (I)(a)		Total shareholding as a percentage of total number of shares		Shares Pledged or otherwise encumbered	
			Total number of shares	Number of shares held in dematerializ	As a percentage of(A+B) ¹	As a percentage of (A+B+C)	Number of shares	As a percentage
(I)	(II)	(III)	(IV)	(V)	(VI)	(VII)	(VIII)	(IX)=(VIII)/(IV)*100
(A)	Shareholding of							
1	Indian							
(a)	Individuals/ Hindu Undivided Family	5	35000	0.00	1.13	1.13		0.00
(b)	Central Government/ State Government(s)	0			0.00	0.00		#DIV/0!
(c)	Bodies Corporate	5	177990	0	5.74	5.74		0.00
(d)	Financial Institutions/	0	0		0.00	0.00		#DIV/0!
(e)	Any Others(Specify)				0.00	0.00		#DIV/0!
(e-i)	Directors and their	22	1079081	0	34.78	34.78		0.00
(e-ii)					0.00	0.00		#DIV/0!
	Sub Total(A)(1)	32	1292071	0	41.65	41.65	0	0.00
2	Foreign							
a	Individuals (Non-Residents Individuals/ Foreign Individuals)	0	0	0	0.00	0.00		#DIV/0!
b	Bodies Corporate	0	0	0	0.00	0.00		#DIV/0!
c	Institutions	0	0	0	0.00	0.00		#DIV/0!
d	Any Others(Specify)	0	0	0	0.00	0.00		#DIV/0!
d-i					0.00	0.00		#DIV/0!
d-ii					0.00	0.00		#DIV/0!
	Sub Total(A)(2)	0	0	0	0.00	0.00	0	#DIV/0!
	Total Shareholding of	32	1292071	0	41.65	41.65	0	0.00
(B)	Public shareholding							
1	Institutions							
(a)	Mutual Funds/ UTI	0	0	0	0.00	0.00		
(b)	Financial Institutions	8	1091839	0	35.19	35.19		
(c)	Central Government/ State Government(s)	0	0	0	0.00	0.00		
(d)	Venture Capital Funds	0	0	0	0.00	0.00		
(e)	Insurance Companies	0	0	0	0.00	0.00		
(f)	Foreign Institutional	0	0	0	0.00	0.00		
(g)	Foreign Venture Capital Investors	0	0	0	0.00	0.00		
(h)	Any Other (specify)	0	0	0	0.00	0.00		
(h-i)					0.00	0.00		
(h-ii)					0.00	0.00		

For SAGAR TOURIST RESORTS LTD.


Managing DIRECTOR

Corporate Office :
Anand Vihar, Gr. Floor,
Bajaj Road, Vile Parle (West),
Mumbai - 400 056.
Tel. : 2625 6113, 2625 6815
Fax : +91-22-2625 6170



SAGAR TOURIST RESORTS LIMITED

	Sub-Total (B)(1)	8	1091839	0	35.19	35.19	
B 2	Non-institutions						
(a)	Bodies Corporate	8	86442	0	2.79	2.79	
(b)	Individuals				0.00	0.00	
i	Individuals -i. Individual shareholders holding nominal share capital up to	688	305666		9.85	9.85	
ii	Individual shareholders holding nominal share capital in excess of Rs. 1				0.00	0.00	
(c)	Any Other (specify)				0.00	0.00	
(c-i)	NRI	16	323248	0	10.42	10.42	
(c-ii)	Independent Directors and their relatives	2	3000	0	0.10	0.10	
	Sub-Total (B)(2)	714	718350	0	23.16	23.16	
(B)	Total Public Shareholding (D)= (B)(1)+(B)(2)	722	1810189	0	58.35	58.35	
	TOTAL (A)+(B)	754	3102260	0	100.00	100.00	
(C)	Shares held by Custodians and against which Depository Receipts have been	0	0	0			
1	Promoter and Promoter	0	0	0	0.00	0.00	#DIV/0!
2	Public	0	0	0	0.00	0.00	
	Sub-Total (C)	0	0	0	0	0	
	GRAND TOTAL (A)+(B)+(C)	754	3102260	0	100.00	100.00	0.00

For SAGAR TOURIST RESORTS LTD.

Managing DIRECTOR

(I)(b) Statement showing Shareholding of persons belonging to the category
"Promoter and Promoter Group"

Sr. No	Name of the shareholder	Total shares held		Shares pledged or otherwise encumbered		
		Number of shares	As a % of grand total (A)+(B)+(C)	Number	As a percentage	As a % of grand total (A)+(B)+(C) of
(i)	(ii)	(iii)	(iv)	(v)	(vi)=(v)/(iii)*100	(vii)
1	Mr. Anand sagar J/W Nisha Sagar	29427	0.95	0	0.00	0.00
2	Mr. Jyoti Sagar J/W Ritika Sagar	29527	0.95	0	0.00	0.00
3	Mr. Prem Sagar J/W Neelam Sagar	29527	0.95	0	0.00	0.00
4	Subhash Sagar Karta HUF	6250	0.20	0	0.00	0.00
5	Mr. Jyoti Sagar	195171	6.29	0	0.00	0.00
6	Maniasha Sagar	13000	0.42	0	0.00	0.00
7	Anand Sagar	126735	4.09	0	0.00	0.00
8	Anand Sagar Karta HUF	6250	0.20	0	0.00	0.00
9	Shakti Sagar	22000	0.71	0	0.00	0.00
10	Gauri Sagar	21000	0.68	0	0.00	0.00
11	Amar Sagar	20000	0.64	0	0.00	0.00
12	Prem Sagar	136736	4.41	0	0.00	0.00
13	Prem Sagar karta HUF	6250	0.20	0	0.00	0.00
14	Shabnam Sagar	7000	0.23	0	0.00	0.00
15	Shiv Sagar	22250	0.72	0	0.00	0.00
16	Ganga Sagar	21500	0.69	0	0.00	0.00
17	Moti Sagar	131236	4.23	0	0.00	0.00
18	Moti Sagra Karta HUF	6250	0.20	0	0.00	0.00
19	Moti Sagar NG & FH Minakshi	13000	0.42	0	0.00	0.00
20	Moti Sagar NG & FH Amrit Sagar	22500	0.73	0	0.00	0.00
21	Shanti Sagar	108236	3.49	0	0.00	0.00
22	Moti Sagar NG & FH Akash Sagar	14000	0.45	0	0.00	0.00
23	Rekha Sagar	26000	0.84	0	0.00	0.00

For SAGAR TOURIST RESORTS LTD.



Managing DIRECTOR


Corporate Office :
Anand Vihar, Gr. Floor,
Bajaj Road, Vile Parle (West),
Mumbai - 400 056.
Tel. : 2625 6113, 2625 6815
Fax : +91-22-2625 6170



SAGAR TOURIST RESORTS LIMITED

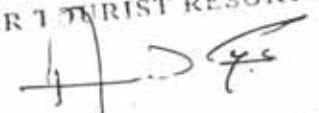
24	Nisha Anand Sagar	10000	0.32	0	0.00	0.00
25	Neelam Sagar	26000	0.84	0	0.00	0.00
26	Sheela Sagar	26000	0.84	0	0.00	0.00
27	Sarita Choudhary	38236	1.23	0	0.00	0.00
28	Amar Pratik Builders (India) Private Limited	200	0.01	0	0.00	0.00
29	Gouri Films Private Limited	200	0.01	0	0.00	0.00
30	Sagar Arts private Limited	200	0.01	0	0.00	0.00
31	Sagar Lila Finvest (India) Private Limited	177190	5.71	0	0.00	0.00
32	Sagar Art (International) Films Private Limited	200	0.01	0	0.00	0.00
TOTAL		1292071	41.65	0	0.00	0.00

For SAGAR TOURIST RESORTS LTD.


MANAGING DIRECTOR

(I)(c) Statement showing Shareholding of persons belonging to the category "Public" and holding more than 1% of the total number of shares

Sr. No.	Name of the shareholder	Number of shares	Shares as a percentage of total number of shares {i.e., Grand Total (A)+(B)+(C) indicated in Statement at para (I)(a) above}
1	INDBANK Merchant Banking Services Limited	218500	7.04
2	The Industrial Finance Corp. of India Limited	195130	6.29
3	State Bank of Travancore	163882	5.28
4	UCO Bank	172963	5.58
5	Karur Vysya Bank Limited	127622	4.11
6	The South Indian Bank Limited	40742	1.31
7	Bank of India	173000	5.58
8	SM Finance Limited	43300	1.40
9	Mohanlal Badlani	40000	1.29
10	Pishu Chatumal Pardasani	50412	1.63
11	Dharmesh R Shah	85200	2.75
12	Virinder Kumar Chopra	50000	1.61
TOTAL		1360751	43.86

For SAGAR TOURIST RESORTS LTD.

MANAGING DIRECTOR

